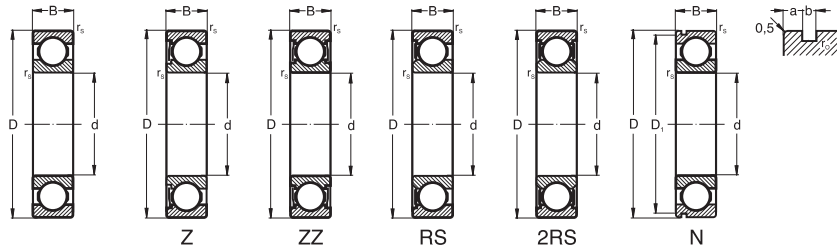


SUFFIX	Characters placed after basic designation
	Znaki umieszczone za oznaczeniem podstawowym
Z	<b>metal shield at one side of the bearing</b> ● blaszka ochronna stalowa z jednej strony łożyska
ZZ	<b>metal shields at both sides of the bearing</b> ● dwie blaszki ochronne po obu stronach łożyska
RS	<b>rubber seal at one side of the bearing</b> ● uszczelka gumowa z jednej strony łożyska
2RS	<b>rubber seals at both sides of the bearing</b> ● dwie uszczelki gumowe z obu stron łożyska
N	<b>snap ring groove in outer ring</b> ● rowek na pierścieniu zewnętrznym pod pierścieniami osadzczy
ZN	<b>shield at one side of the bearing and snap ring groove at the other side</b> ● blaszka ochronna z jednej strony i rowek na pierścieniu zewnętrznym z drugiej strony łożyska
M	<b>machined brass cage</b> ● koszyk masywny mosiężny
MA	<b>machined brass cage centred on the outer ring</b> ● koszyk masywny mosiężny prowadzony na zewnętrznym pierścieniu łożyska
TN	<b>polyamid cage</b> ● koszyk poliamidowy
P6	<b>accuracy to ISO tolerance class 6</b> ● klasa dokładności P6 wg tolerancji ISO (wyższa niż normalna P0)
P5	<b>accuracy to ISO tolerance class 5</b> ● klasa dokładności P5 wg tolerancji ISO (wyższa niż P6)
C0	<b>standard clearance (not mentioned/marked on bearing)</b> ● luz promieniowy normalny, nie oznacza się na łożyskach
C2	<b>radial clearance less the normal</b> ● luz promieniowy mniejszy od luzu normalnego -C0
C3	<b>radial clearance greater than normal</b> ● luz promieniowy większy od luzu normalnego -C0
C4	<b>radial clearance greater than C3</b> ● luz promieniowy większy od luzu C3
P63	<b>accuracy to ISO class P6 and clearance C3</b> ● łożysko w klasie dokładności P6 z luzem promieniowym C3

# FŁT Deep groove ball bearings

łożyska kulkowe zwykłe

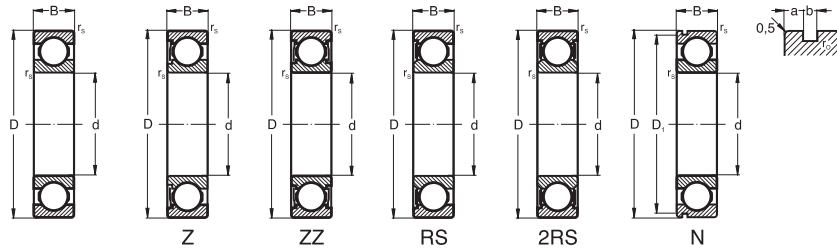


DIMENSIONS WYMIARY GŁÓWNE								BASIC LOAD RATING NOŚNOŚĆ		LIMITING SPEEDS OBROTY GRANICZNE		MASS MASA	BASIC DESIGNATION OZNACZENIE PODSTAWOWE	MODIFICATION ODMIANY					
d	D	B	r <sub>s</sub>	D <sub>1</sub>	a	b	r <sub>o</sub>	dynamic dynamiczna C	static statyczna C <sub>0</sub>	grease* w smarze*	oil w oleju	~		Z	ZZ	RS	2RS	N	ZN
mm								kN		r/min		kg							
3	10	4	0.15					0.64	0.22	40000	48000	0.001	623		•				
4	13	5	0.2					0.98	0.30	48000	56000	0.003	624	•	•	•	•		
	16	5	0.3					1.73	0.67	34000	40000	0.006	634		•	•			
5	13	4	0.2					1.08	0.42	38000	45000	0.003	695		•				
	16	5	0.3					1.10	0.38	43000	50000	0.005	625	•	•	•	•		
	19	6	0.3					2.60	1.10	32000	38000	0.009	635		•				
6	15	5	0.2					1.48	0.60	38000	45000	0.004	696		•				
	17	6	0.3					1.95	0.72	38000	45000	0.007	606				•		
	19	6	0.3					2.24	0.92	36000	43000	0.009	626	•	•	•	•		
	22	7	0.3					2.54	1.36	30000	36000	0.003	636		•				
7	14	5	0.2					0.89	0.46	40000	45000	0.004	687		•				
	19	6	0.3					2.88	1.08	28000	36000	0.008	607	•	•	•	•		
	22	7	0.3					3.28	1.35	32000	38000	0.010	627	•	•	•	•		
8	16	5	0.3					1.31	0.53	36000	43000	0.003	688		•				
	19	6	0.3					1.32	0.54	36000	43000	0.007	698		•		•		
	22	7	0.3					3.30	1.40	32000	38000	0.012	608	•	•	•	•		
	24	8	0.3					3.35	1.40	28000	34000	0.017	628	•	•	•	•		
	28	9	0.3					4.30	1.98	28000	34000	0.021	638		•				
9	17	5	0.3					1.37	0.71	34000	40000	0.004	689		•				
	20	6	0.3					1.41	0.63	34000	37000	0.008	699		•				
	24	7	0.3					3.35	1.45	30000	36000	0.014	609	•	•	•	•		
	26	8	0.6					4.58	2.02	26000	32000	0.020	629	•	•	•	•		
10	19	5	0.3					1.40	0.75	34000	40000	0.005	6800		•				
	22	6	0.3					2.20	0.84	30000	36000	0.010	61900		•				
	26	8	0.3					4.58	2.02	28000	34000	0.019	6000	•	•	•	•		
	30	9	0.6	28.17	2.06	1.35	0.4	5.05	2.28	24000	30000	0.032	6200	•	•	•	•	•	
	35	11	0.6					7.65	3.49	20000	26000	0.058	6300	•	•	•	•		
12	21	5	0.3					1.52	0.67	30000	36000	0.006	61801		•		•		
	24	6	0.3					1.52	0.67	28000	34000	0.012	61901		•		•		
	28	8	0.3					5.10	2.40	26000	32000	0.022	6001	•	•	•	•		
	28	10	0.3					5.10	2.37	28000	32000	0.028	62001		•		•		
	32	10	0.6	30.15	2.06	1.35	0.4	6.90	3.20	22000	28000	0.037	6201	•	•	•	•	•	•
	32	14	0.6	34.77	2.06	1.35	0.4	6.90	3.20	19000	24000	0.052	62201		•		•		
	37	12	1.0					9.71	4.36	19000	24000	0.060	6301	•	•	•	•		
15	24	5	0.3					1.92	1.18	28000	34000	0.007	6802		•		•		
	28	7	0.3					1.65	0.80	24000	28000	0.017	61902		•		•		
	32	8	0.3					5.60	2.85	22000	28000	0.027	16002		•		•		
	32	9	0.3	30.15	2.06	1.35	0.4	5.60	2.85	22000	28000	0.030	6002	•	•	•	•		
	35	11	0.6	33.17	2.06	1.35	0.4	7.74	3.83	19000	24000	0.045	6202	•	•	•	•	•	•
	35	14	0.6					7.65	3.60	20000	24000	0.053	62202		•		•		
	42	13	1.0	39.75	2.06	1.35	0.4	11.37	5.50	17000	20000	0.082	6302	•	•	•	•		
17	26	5	0.3					2.81	1.72	24000	28000	0.008	61803		•		•		
	30	7	3.0					4.36	2.32	22000	28000	0.018	61903		•		•		
	35	8	0.3					6.00	3.25	19000	24000	0.030	16003		•		•		
	35	10	0.3	33.17	2.06	1.35	0.4	6.00	3.25	19000	24000	0.039	6003	•	•	•	•		
	40	12	0.6	38.10	2.06	1.35	0.4	9.57	4.86	17000	20000	0.065	6203	•	•	•	•	•	•
	47	14	1.0	44.60	2.46	1.35	0.4	12.80	6.68	16000	19000	0.115	6303	•	•	•	•		
	62	17	1.1	59.61	3.28	1.90	0.6	23.00	11.90	12000	15000	0.270	6403	•	•	•	•		

\*Limiting speeds for bearings in RS and 2RS amount to only two-thirds of the values given in the Table

# FŁT Deep groove ball bearings

łożyska kulkowe zwykłe

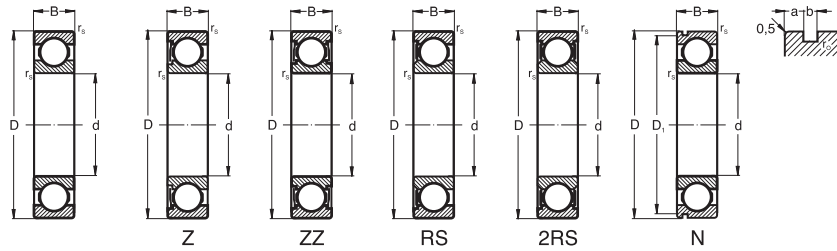


DIMENSIONS WYMIARY GŁÓWNE								BASIC LOAD RATING NOŚNOŚĆ		LIMITING SPEEDS OBROTY GRANICZNE		MASS MASA	BASIC DESIGNATION OZNACZENIE PODSTAWOWE	MODIFICATION ODMIANY					
d	D	B	r <sub>s</sub>	D <sub>1</sub>	a	b	r <sub>o</sub>	dynamic dynamiczna C	static statyczna C <sub>0</sub>	grease* w smarze*	oil w oleju	~		Z	ZZ	RS	2RS	N	ZN
mm								kN		r/min		kg							
20	32	7	0.3					3.45	2.24	17000	22000	0.018	61804	•					
	37	9	0.3					6.37	3.65	17000	22000	0.038	61904	•	•		•		
	42	8	0.3					7.93	4.46	18000	22000	0.050	16004						
	42	12	0.6	39.75	2.06	1.35	0.4	9.40	5.05	17000	20000	0.069	6004	•	•	•	•		
	47	14	1.0	44.60	2.46	1.35	0.4	12.80	6.68	15000	18000	0.106	6204	•	•	•	•	•	•
	47	18	1.0					12.70	6.55	10000	13000	0.131	62204			•	•		
	52	15	1.1	49.73	2.46	1.35	0.4	15.94	8.07	13000	16000	0.144	6304	•	•	•	•	•	•
72	19	1.1	68.81	3.28	1.90	0.6	30.05	15.00	10000	13000	0.400	6404							
25	37	7	0.3					3.80	2.80	19000	24000	0.021	61805		•				
	42	9	0.3					7.02	4.30	17000	22000	0.045	61905		•		•		
	47	8	0.3					9.07	5.28	14000	17000	0.060	16005	•	•				
	47	12	0.6	44.60	2.06	1.35	0.4	11.25	6.49	15000	18000	0.080	6005	•	•	•	•	•	
	52	15	1.0	49.73	2.46	1.35	0.4	14.04	7.90	12000	15000	0.129	6205	•	•	•	•	•	•
	52	18	1.0					14.04	7.90	12000	15000	0.153	62205			•	•		
	62	17	1.1	59.61	3.28	1.90	0.6	22.41	11.78	11000	14000	0.232	6305	•	•	•	•	•	•
80	21	1.5	76.81	3.88	1.90	0.6	36.00	19.30	9000	11000	0.530	6405					•		
30	42	7	0.3					4.15	3.35	16000	19000	0.025	61806		•		•		
	47	9	0.3					7.28	4.55	16000	19000	0.051	61906				•		
	55	9	0.3					11.20	7.35	12000	15000	0.085	16006		•				
	55	13	1.0	52.60	2.06	1.35	0.4	13.24	8.22	12000	15000	0.116	6006	•	•	•	•	•	
	62	16	1.0	59.61	3.28	1.90	0.6	19.49	11.35	10000	13000	0.200	6206	•	•	•	•	•	•
	62	20	1.0					19.46	11.31	7500	9000	0.236	62206			•	•		
	72	19	1.0	68.81	3.28	1.90	0.6	28.70	15.80	9000	11000	0.346	6306	•	•	•	•	•	
90	23	1.5	86.79	3.88	2.70	0.6	43.30	24.00	8500	10000	0.375	6406						•	
35	47	7	0.3					4.45	3.20	13000	16000	0.030	61807				•		
	55	10	0.6					9.50	6.80	10000	13000	0.076	61907				•		
	62	9	0.3					12.20	8.80	10000	13000	0.110	16007	•	•				
	62	14	1.0	59.61	2.06	1.35	0.6	15.90	10.30	10000	13000	0.155	6007	•	•	•	•	•	•
	62	20	1.0					16.00	10.30	10000	13000	0.210	63007	•	•	•	•	•	•
	72	17	1.1	68.81	3.28	1.90	0.6	25.70	15.30	9000	11000	0.288	6207	•	•	•	•	•	•
	80	21	1.5	76.81	3.28	1.90	0.6	33.60	21.00	8500	10000	0.457	6307	•	•	•	•	•	•
100	25	1.5	96.80	3.88	2.70	0.6	54.60	30.60	7000	8500	0.952	6407		•			•		
40	52	7	0.3					5.10	4.40	12000	14000	0.033	61808				•		
	62	12	0.6					13.70	10.00	10500	12500	0.110	61908		•				
	68	9	0.3					13.20	10.20	9500	12000	0.125	16008	•					
	68	15	1.0	64.82	2.49	1.90	0.6	16.80	11.50	9500	12000	0.192	6008	•	•	•	•	•	•
	80	18	1.1	76.81	3.28	1.90	0.6	29.10	17.90	8500	10000	0.366	6208	•	•	•	•	•	•
	90	23	1.5	86.79	3.28	2.70	0.6	40.70	24.00	7500	9000	0.633	6308	•	•	•	•	•	•
	110	27	2.0	106.81	3.88	2.70	0.6	64.10	34.60	6700	8000	1.230	6408						
45	68	12	0.6					14.00	10.80	10000	12000	0.130	61909		•				
	75	10	0.6					15.60	12.20	9000	11000	0.170	16009						
	75	16	1.0	71.83	2.49	1.90	0.6	21.20	15.20	9000	11000	0.250	6009	•	•	•	•	•	•
	85	19	1.1	81.81	3.28	1.90	0.6	32.70	20.50	7500	9000	0.407	6209	•	•	•	•	•	•
	100	25	1.5	96.80	3.28	2.70	0.6	53.00	32.10	6700	8000	0.833	6309	•	•	•	•	•	•
	120	29	2.0	115.21	4.06	3.10	0.6	76.90	45.00	6000	7000	1.530	6409					•	

\*Limiting speeds for bearings in RS and 2RS amount to only two-thirds of the values given in the Table

# FŁT Deep groove ball bearings

łożyska kulkowe zwykłe

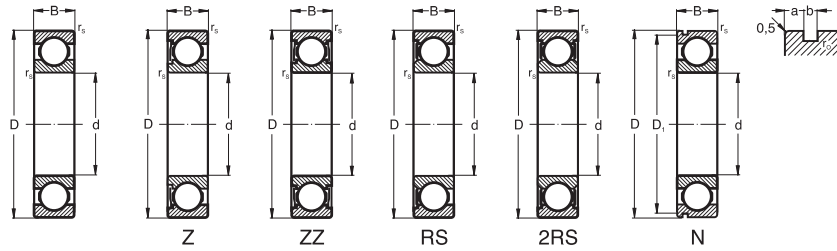


DIMENSIONS WYMIARY GŁÓWNE								BASIC LOAD RATING NOŚNOŚĆ		LIMITING SPEEDS OBROTY GRANICZNE		MASS MASA	BASIC DESIGNATION OZNACZENIE PODSTAWOWE	MODIFICATION ODMIANY					
d	D	B	r <sub>s</sub>	D <sub>1</sub>	a	b	r <sub>o</sub>	dynamic dynamiczna C	static statyczna C <sub>0</sub>	grease* w smarze*	oil w oleju	~		Z	ZZ	RS	2RS	N	ZN
mm								kN		r/min		kg							
50	72	12	0.6					14.60	11.80	9500	12000	0.140	61910	•					
	80	10	0.6					16.20	13.20	8500	10000	0.180	16010						
	80	16	1.0	76.81	2.49	1.90	0.6	21.80	16.60	8500	10000	0.261	6010	•	•	•	•	•	•
	90	20	1.1	86.79	3.28	1.90	0.6	35.10	23.20	7000	8500	0.463	6210	•	•	•	•	•	•
	110	27	2.0	106.81	3.28	2.70	0.6	61.80	37.90	6300	7500	1.070	6310	•	•	•	•	•	•
55	130	31	2.1	125.22	4.06	3.10	0.6	91.60	54.30	5300	6300	1.880	6410						•
	72	9	1.0					16.00	13.30	8200	9600	0.181	61911						
	90	11	0.6					16.40	14.20	7500	9000	0.260	16011						
	90	18	1.1	86.79	2.87	2.70	0.6	28.30	21.30	7500	9000	0.385	6011	•	•	•	•	•	•
	100	21	1.5	96.80	3.28	2.70	0.6	43.40	29.20	6300	7500	0.607	6211	•	•	•	•	•	•
60	120	29	2.0	115.21	4.06	3.10	0.6	71.50	44.60	5600	6700	1.370	6311	•	•	•	•	•	•
	140	33	2.1	135.23	4.90	3.10	0.6	100.00	62.00	5000	6000	2.300	6411					•	
	78	10	0.6					11.50	10.60	8000	9400	0.106	61812						
	85	13	1.0					16.30	14.30	7500	9000	0.210	61912				•		
	95	11	0.6					20.00	17.60	6700	8000	0.280	16012						
65	95	18	1.1	91.82	2.87	2.70	0.6	29.40	23.20	6700	8000	0.415	6012	•	•	•	•	•	•
	110	22	1.5	106.81	3.28	2.70	0.6	46.10	33.10	6000	7000	0.783	6212	•	•	•	•	•	•
	130	31	2.1	125.22	4.06	3.10	0.6	81.80	51.80	5000	6000	1.790	6312	•	•	•	•	•	•
	150	35	2.1	145.25	4.90	3.10	0.6	109.00	70.00	4800	5600	2.770	6412					•	
	85	10	0.6					11.60	11.00	7400	8700	0.128	6813		•				
70	100	11	0.6					21.20	19.60	6700	8000	0.300	16013						
	100	18	1.1	96.80	2.87	2.70	0.6	30.50	25.20	6300	7500	0.435	6013	•	•	•	•	•	•
	120	23	1.5	115.21	4.06	2.70	0.6	57.20	40.00	5300	6300	0.990	6213	•	•	•	•	•	•
	140	33	2.1	135.23	4.90	3.10	0.6	93.00	56.00	4800	5600	2.080	6313	•	•	•	•	•	•
	160	37	2.1	155.22	4.90	3.10	0.6	118.00	78.60	4500	5300	3.300	6413					•	
75	90	10	0.6					12.50	12.50	6700	8000	0.140	61814		•				
	110	20	1.1	106.81	2.87	3.10	0.6	38.00	30.90	6000	7000	0.600	6014	•	•	•	•	•	•
	125	24	1.5	120.22	4.06	3.10	0.6	62.20	44.00	5000	6000	1.070	6214	•	•	•	•	•	•
	150	35	2.1	145.24	4.90	3.10	0.6	104.00	63.00	4500	5300	2.520	6314	•	•	•	•	•	•
	180	42	3.0	173.66	5.69	3.50	0.6	143.00	104.00	3800	4500	4.830	6414					•	
80	115	13	0.6					28.50	27.00	5600	6700	0.460	16015						
	115	20	1.1	111.81	2.87	3.10	0.6	39.50	33.60	5600	6700	0.630	6015	•	•		•	•	
	130	25	1.5	125.22	4.06	3.10	0.6	66.20	49.30	4800	5600	1.180	6215	•	•	•	•	•	
	160	37	2.1	155.22	4.90	3.10	0.6	113.40	77.00	4300	5000	3.000	6315	•	•	•	•	•	
	190	45	3.0	183.64	5.69	3.50	0.6	153.00	114.00	3600	4300	6.800	6415			•		•	
85	100	10	0.6					12.70	13.30	6000	7100	0.154	61816				•		
	125	14	0.6					32.00	31.00	5300	6300	0.609	16016						
	125	22	1.1	120.22	2.87	3.10	0.6	47.60	39.70	5300	6300	0.850	6016	•		•	•	•	
	140	26	2.0	135.23	4.90	3.10	0.6	72.70	53.00	4500	5300	1.400	6216	•	•	•	•	•	
	170	39	2.1	163.65	5.69	3.50	0.6	124.00	80.00	3800	4500	3.600	6316		•	•	•	•	
85	200	48	3.0	193.65	5.69	3.50	0.6	163.00	125.00	2500	3200	8.000	6416					•	
	110	13	1.0					19.30	20.00	5300	6300	0.270	61817						
	120	18	1.1					32.00	29.00	5300	6300	0.550	61917						
	130	22	1.1	125.22	2.87	3.10	0.6	49.50	43.00	5000	6000	0.890	6017				•	•	
	150	28	2.0	145.24	4.90	3.10	0.6	77.00	59.00	4300	5000	1.790	6217		•	•	•	•	
180	41	3.0	173.66	5.69	3.50	0.6	133.00	90.00	3600	4300	4.230	6317		•	•	•	•		

\*Limiting speeds for bearings in RS and 2RS amount to only two-thirds of the values given in the Table

# FŁT Deep groove ball bearings

łożyska kulkowe zwykłe

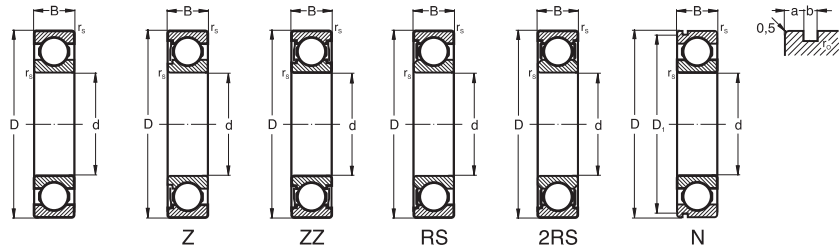


DIMENSIONS WYMIARY GŁÓWNE								BASIC LOAD RATING NOŚNOŚĆ		LIMITING SPEEDS OBROTY GRANICZNE		MASS MASA	BASIC DESIGNATION OZNACZENIE PODSTAWOWE	MODIFICATION ODMIANY					
d	D	B	r <sub>s</sub>	D <sub>1</sub>	a	b	r <sub>o</sub>	dynamic dynamiczna C	static statyczna C <sub>0</sub>	grease* w smarze*	oil w oleju	~		Z	ZZ	RS	2RS	N	ZN
mm								kN		r/min		kg							
min								max											
90	140	16	1.0					41.50	39.00	4500	5300	0.860	16018						
	140	24	1.5	135.23	3.71	3.10	0.6	58.20	46.60	4800	5600	1.160	6018	•	•			•	
	160	30	2.0	155.22	4.90	3.10	0.6	102.40	75.90	3800	4500	2.150	6218		•			•	
	190	43	3.0	183.64	5.69	3.50	0.6	143.00	98.00	3400	4000	4.900	6318		•		•	•	
95	130	18	1.0					33.80	33.50	5300	6300	0.610	61919						
	145	24	1.5	140.23	3.71	3.10	0.6	60.50	53.70	4500	5300	1.210	6019	•	•			•	
	170	32	2.1	163.65	5.69	3.50	0.6	108.70	81.70	3600	4300	2.620	6219	•	•	•	•	•	
	200	45	3.0	193.65	5.69	3.50	0.6	153.00	110.00	3200	3800	5.620	6319				•	•	
100	150	16	1.0					35.00	36.50	4200	5000	0.910	16020						
	150	24	1.5	145.24	3.71	3.10	0.6	60.10	54.20	4300	5000	1.250	6020	•	•	•	•	•	
	180	34	2.1	173.66	5.69	3.50	0.6	122.10	92.70	3400	4000	3.140	6220		•			•	
	215	47	3.0					175.00	131.00	3000	3600	7.000	6320		•		•		
105	130	13	1.1					16.30	19.00	5300	6300	0.320	61821						
	160	26	2.0	155.22	3.71	3.10	0.6	72.50	65.50	4000	4800	1.540	6021					•	
	190	36	2.1	183.64	5.69	3.50	0.6	133.00	104.50	3200	3800	3.700	6221				•	•	
	225	49	3.0					173.00	146.00	2800	3400	8.050	6321					•	
110	140	16	1.0					28.10	26.00	4800	5600	0.500	61822			•	•		
	170	19	1.0					57.00	57.00	3800	4500	1.520	16022						
	170	28	2.0	163.65	3.71	3.50	0.6	82.00	72.80	3800	4500	1.960	6022		•			•	
	200	38	2.1	193.65	5.69	3.50	0.6	144.10	117.00	3000	3600	4.360	6222		•			•	
120	240	50	3.0					207.00	167.00	2600	3200	9.540	6322		•				
	165	22	1.1					55.30	57.00	4300	5000	1.200	61924						
	180	19	1.0					63.70	64.00	4000	4800	1.600	16024						
	180	28	2.0	173.66	3.71	3.50	0.6	84.00	61.00	3400	4000	2.070	6024		•		•	•	
130	215	40	2.1					153.00	112.00	2800	3400	5.150	6224						
	260	55	3.0					217.00	180.00	2400	3000	14.600	6324		•				
	165	18	1.1					39.00	46.50	3350	4000	0.860	61826				•		
	200	22	1.1					78.00	81.50	3200	3800	2.420	16026						
140	200	33	2.0	193.65	5.69	3.50	0.6	106.00	78.00	3200	3800	3.700	6026		•		•	•	
	230	40	3.0					168.00	125.00	2600	3200	5.820	6226						
	280	58	4.0					230.00	193.00	2200	2800	18.200	6326						
	175	18	1.0					39.00	46.50	3400	4000	0.860	61828				•		
150	210	22	1.1					63.00	69.00	3000	3600	2.550	16028						
	210	33	2.0					110.00	83.00	3000	3600	3.900	6028				•	•	
	250	42	3.0					177.00	137.00	2400	3000	7.470	6228						
	300	62	4.0					255.00	224.00	2000	2600	21.800	6328						
160	190	20	1.1					48.00	61.00	3200	3800	1.140	61830						
	225	24	1.1					84.00	91.00	2600	3200	3.620	16030						
	225	35	2.1					124.00	98.00	2600	3200	4.800	6030						
	270	45	3.0					190.00	149.00	2000	2600	10.100	6230						
160	320	65	4.0					291.00	255.00	1900	2400	26.200	6330						
	200	20	1.1					52.00	62.00	3000	3600	1.190	61832						
	240	25	1.5					99.50	108.00	2400	3000	3.800	16032						
	240	38	2.1					138.00	105.00	2400	3000	5.890	6032		•				
290	48	3.0					203.00	164.00	1900	2400	14.300	6232							

\*Limiting speeds for bearings in RS and 2RS amount to only two-thirds of the values given in the Table

# FŁT Deep groove ball bearings

łożyska kulkowe zwykłe



DIMENSIONS WYMIARY GŁÓWNE								BASIC LOAD RATING NOŚNOŚĆ		LIMITING SPEEDS OBROTY GRANICZNE		MASS MASA	BASIC DESIGNATION OZNACZENIE PODSTAWOWE	MODIFICATION ODMIANY					
d	D	B	r <sub>s</sub>	D <sub>1</sub>	a	b	r <sub>o</sub>	dynamic dynamiczna C	static statyczna C <sub>0</sub>	grease* w smarze*	oil w oleju	~		Z	ZZ	RS	2RS	N	ZN
mm								kN		r/min		kg							
170	215	22	1.1					62.00	73.50	2200	3400	1.560	61834						
	260	28	1.5					119.00	129.00	2200	2800	5.000	16034						
	260	42	2.1					168.00	133.00	1900	2800	7.920	6034						
	310	52	4.0					228.00	196.00	1800	2400	17.500	6234						
180	225	22	1.1					62.40	81.50	2400	3000	2.000	61836						
	280	31	2.0					138.00	146.00	2000	2600	6.500	16036						
	280	46	2.1					189.00	156.00	2000	2600	10.300	6036						
	320	52	4.0					256.00	230.00	1800	2200	18.300	6236						
190	240	24	1.5					76.10	98.00	2200	2800	2.600	61838						
	290	31	2.0					150.00	166.00	2000	2600	7.100	16038						
	290	46	2.1					196.00	167.00	2000	2600	10.800	6038						
	340	55	4.0					269.00	248.00	1800	2000	23.000	6238						
200	250	24	1.5					68.00	85.00	2400	3000	2.800	61840						
	310	34	2.0					168.00	190.00	1900	2400	8.850	16040						
	310	51	2.1					219.00	190.00	1900	2400	13.900	6040						
	360	58	4.0					280.00	267.00	1700	2000	28.200	6240						
220	270	24	1.5					73.50	96.50	2200	2800	2.880	61844						
	340	56	3.0					245.00	293.00	1 800	2 200	6.000	6044M						
240	300	28	2.0					96.40	126.10	1900	2400	4.800	61848						
	360	37	2.1					178.00	220.00	1700	2000	12.700	16048						
260	320	28	2.0					111.00	163.00	1700	2000	4.800	61852						
260	400	65	4.0					294.00	375.00	1 500	1 800	28.800	6052M						
280	350	33	2.0					142.70	182.90	1600	1900	7.630	61856						
300	380	38	2.1					150.00	196.00	1500	1800	10.700	61860						
300	420	56	4.0					267.00	370.00	1400	1700	20.600	61960						
320	400	38	2.1					153.00	212.00	1400	1700	11.300	61864						
	480	74	4.0					355.00	510.00	1100	1400	50.300	6064						
340	420	38	2.1					156.00	220.00	1300	1600	11.900	61868						
360	440	38	2.1					156.00	233.00	1300	1600	12.600	61872						
	540	82	5.0					439.00	699.00	2400	1900	64.500	6072						
380	480	46	2.0					237.50	351.50	1200	1500	20.700	61876						
460	580	56	3.0					290.00	480.00	950	1200	35.800	61892						
480	600	56	3.0					300.00	500.00	900	1100	38.000	61896						
560	680	56	3.0					310.00	570.00	800	950	43.500	618/560						
600	730	60	3.0					355.00	670.00	700	900	50.500	618/600						

\*Limiting speeds for bearings in RS and 2RS amount to only two-thirds of the values given in the Table